

DUMBWAITER

SERIES-V

SPEEDY • RELIABILITY • SAFETY



FLOOR TYPE



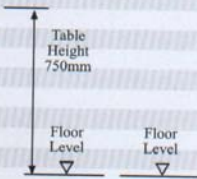
TABLE TYPE

NICHE
ELEVATOR

A CHOICE FOR YOU



TABLE TYPE



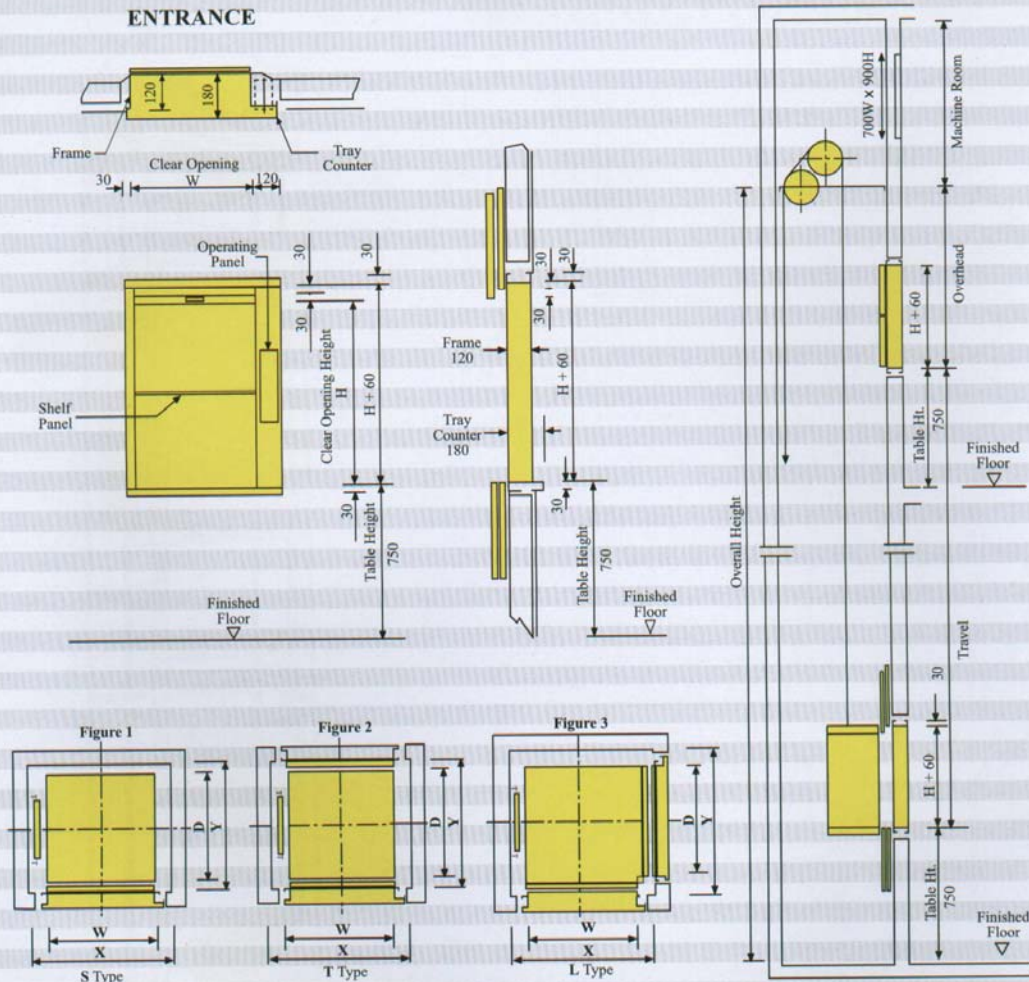
FLOOR TYPE

STANDARD FINISHES

TABLE TYPE			FLOOR TYPE			
		STANDARD SPECIFICATION			STANDARD SPECIFICATION	
LANDING ENTRANCE	DOOR	HAIRLINE STAINLESS STEEL	LANDING ENTRANCE	DOOR	HAIRLINE STAINLESS STEEL	
	FRAME			FRAME		
	TRAY COUNTER			SILL		
CAR	DOOR		HAIRLINE STAINLESS STEEL	CAR		DOOR
	CEILING					CEILING
	WALL					WALL
	FLOOR					FLOOR
	SHELF PANEL					

NOTE : Custom-made Finishing can be provided upon request.

TABLE TYPE

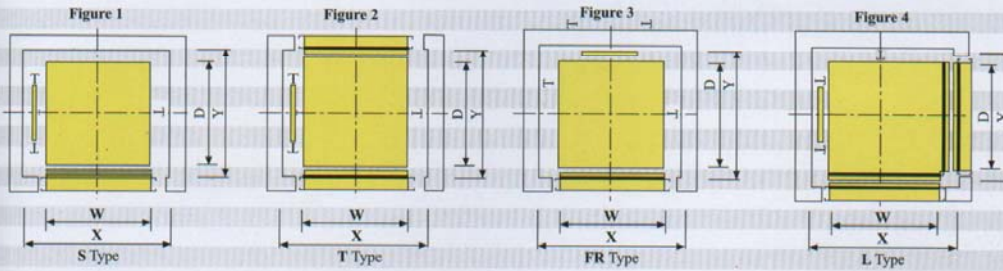
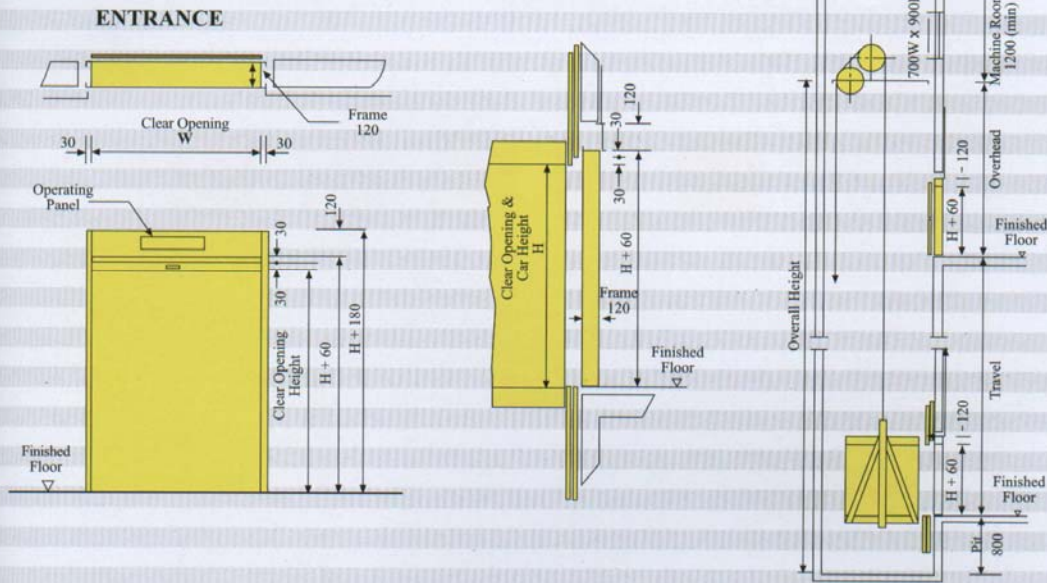


Rated Load (kg)	Speed (m/m)		Model	Figure	Car Inside & Clear Opening W x D x H	Hoistway X x Y	Table Height	Overhead	Motor Rating (kw-p)
	50Hz	60Hz							
50	25	30	T-50-S	1	550 x 550 x 750	880 x 820	750	1520	0.4 - 4
			T-50-T	2		880 x 820			
			T-50-L	3		950 x 950			
100	25	30	T-100-S	1	700 x 700 x 900	1030 x 970	750	1745	0.75 - 4
			T-100-T	2		1030 x 970			
			T-100-L	3		1100 x 1100			
150	25	30	T-150-S	1	800 x 800 x 1000	1130 x 1070	750	1895	1.5 - 4
			T-150-T	2		1130 x 1070			
			T-150-L	3		1200 x 1200			

We can tailor make for special car size, shaft size or special application order.
Please contact Sales Department.

FLOOR TYPE

ELEVATION



Rated Load (kg)	Speed (m/m)		Model	Figure	Car Inside & Clear Opening $W \times D \times H$	Hoistway $X \times Y$	Pit	Overhead	Motor Rating (kw-p)
	50Hz	60Hz							
200	25	30	F-200-S	1	900 x 900 x 1200	1370 x 1210	800	2250	1.5 - 4
			F-200-T	2		1370 x 1210			
			F-200-FR	3		1280 x 1260			
			F-200-L	4		1300 x 1300			
300	12.5m/min (AC-1 Speed) OR 25.0m/min (ACVF Drive)		F-300-S	1	1000 x 1000 x 1200	1560 x 1340	800	2250	1.5 - 4 OR 2.2 - 4
			F-300-T	2		1560 x 1340			
			F-300-FR	3		1400 x 1430			
450	12.5m/min (AC-1 Speed) OR 25.0m/min (ACVF Drive)		F-450-S	1	1100 x 1100 x 1400	1660 x 1440	900	2500	2.2 - 4
			F-450-T	2	1100 x 1100 x 1400	1660 x 1440			
			F-450-FR	3	1100 x 1100 x 1400	1500 x 1530			

500kg model can be provided.

We can tailor make for special car size, shaft size or special application order
Please contact Sales Department.

OPERATION



- **ARRIVAL & ANTI-STALL Buzzer**
Buzzer sounds automatically to indicate ARRIVAL of dumbwaiter. If the door is left open inadvertently, ANTI-STALL buzzer will sound after an adjustable preset time (1 to 10 minutes) to remind those around to restore the dumbwaiter to service.

- **"IN USE" Light**
Lights at all floors whenever the dumbwaiter is in operation or a door is opened. When IN USE, the dumbwaiter will not respond to any call signal.

- **CALL / SEND Buttons**
CALL the dumbwaiter by pressing the button of the floor where you are on. SEND the dumbwaiter by pressing the button of the designated floor which you wish to send after car and landing doors are closed.

- **POSITION Indicator**
Lighted halo on button at all floors indicates the current POSITION of dumbwaiter.

- **EMERGENCY STOP Button (Optional)**
In case of emergency, press the STOP button to stop the operation.

- **SAFETY IS OUR PRIORITY**

*Electro-mechanical interlock for all landing doors. No door can be opened if dumbwaiter is not at that particular landing.

*Car door is provided as standard equipment to avoid loose articles dropping out from the car while travelling.

*Car door switch to prevent car from moving if car door is not closed.



- **COMMUNICATION (Optional)**
Hand-held type 2-way simultaneous communication is provided upon request. Press CALL button or DESIGNATED button to commence communication process.

SPECIFICATIONS

SELF STRUCTURE

Self supporting steel structure prefabricated in 3-metre sections.
Easy to assemble and flexible in landing door level adjustment.

LANDING DOOR

Standard vertical bi-parting door in stainless steel hairline finish c/w electro-mechanical interlock for landing door. Low friction polymer door shoes and air-cord pulley with 3mm flexible steel air-cord suspension.

CAR DOOR

Car Door is provided for all standard dumbwaiters. To prevent loose objects from dropping out, specifications are as per landing door.

CAR

Made of folded stainless steel sheet with suitably reinforced platform and canopy. Guide shoes are adjustable and replaceable. Self-aligned suspension system enables hoist ropes to overcome any difference in rope tension. Table Type comes with a removable intermediate shelf inside the car.

CAR SAFETY GEAR can be provided upon request.

COUNTERWEIGHT

Welded steel-frame with mild steel filler weights. The assembly is fitted with adjustable and replaceable guide shoes.

CWT SAFETY GEAR can be provided upon request.

TRACTION MACHINE

Specially developed dumbwaiter traction machine with high quality reduction gear, electro-magnetic disc/drum brake (light/heavy load respectively) and brake release device. Motor with 3 ϕ /415/50Hz or 3 ϕ /220V/60Hz supply is available. Standard machine mounting directly above hoistway. Other machine arrangement can be provided upon request.

CONTROLLER

Proven high reliability with world renowned brands of high quality electrical components.

- . Standard operation features
(please refer to OPERATION column of this catalogue)
- . DC 24 Volts extra low voltage control circuit
- . Motor overload protection device
- . Incoming supply 3 ϕ circuit breaker
- . Control circuit protective circuit breaker

OPTIONAL FEATURES

1. Intercom on every landing
2. Fire-rated doors
3. ACVF Variable speed control
4. Car and counterweight safety gears
5. Single panel vertical lifting door
6. 2-speed 2-panel vertical lifting telescopic landing and car doors for low pit site
7. Machine below for low overhead site

WE CAN DESIGN TO SUIT SITE REQUIREMENTS

We reserve the right to alter any part of these specifications without further notice.



NICHE ELEVATOR SDN.BHD.

Sales Office (Factory):

No: 6, Lorong Perusahaan Maju 11, Pelangi Industrial Park, 13600 Perai, Penang, Malaysia.
Tel: 604-5080112/3 Fax: 604-5080115 Website: www.niche123.com E-mail: niche@niche123.com
H/P: +60-19-447 8766, +60-19-476 4701

K.L. Office:

No: 6009, Blue Boy Mansion, Jalan Tong Shin, 50200 Kuala Lumpur.
Tel: 603-21422336 Fax: 603-21425192
H/P: 012-6379543